


How to Access Ramsey County E-books and E-audiobooks

1. Sign in to Classlink on your Chromebook.

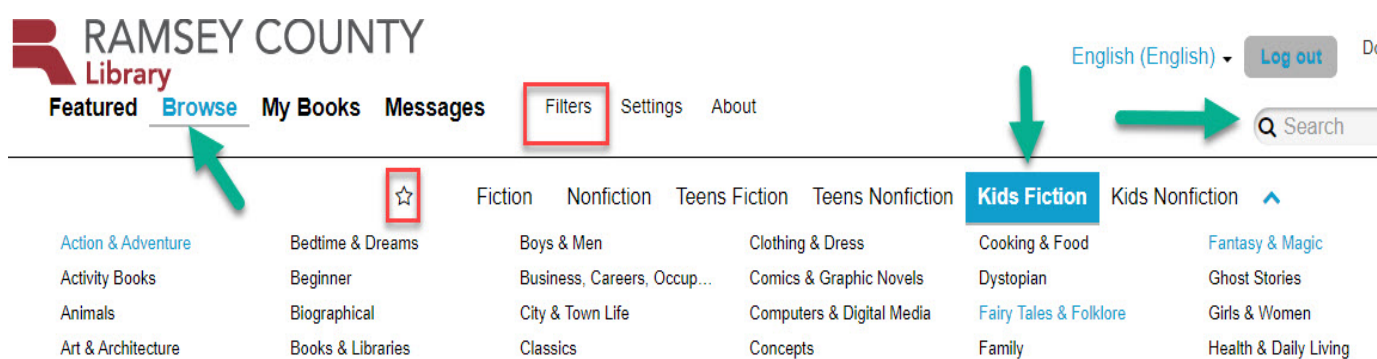


2. Click on Ramsey County Ebooks (it is in the apps list).



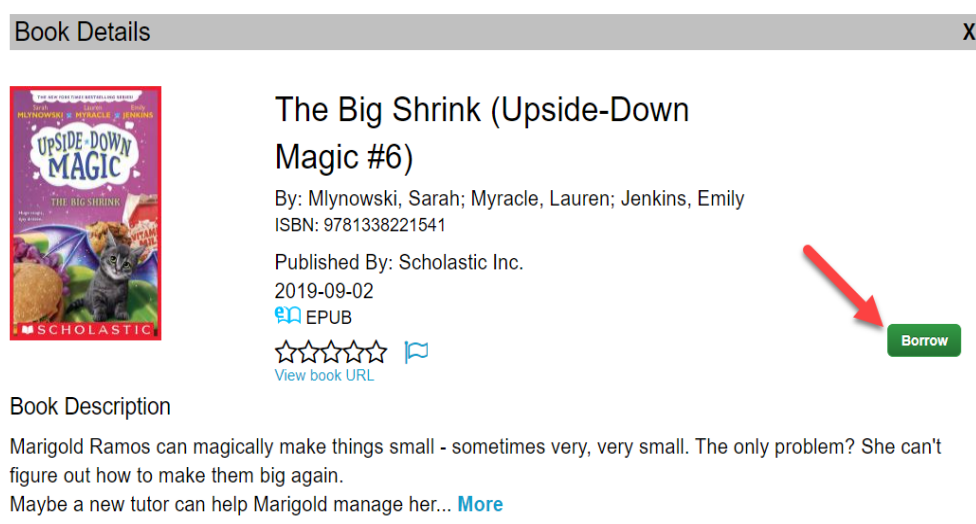
3. Enter your Library Card ID (barcode number) and PIN (the first 4 digits of your student ID number). If you need this information, contact a media specialist.

4. Search for books using the Search box or click on Browse, and then select the category you want to browse (Kids Fiction, Teens Fiction, etc.).



You can also click on different genres or Filters. The filters help you narrow your search to only Ebooks or Audiobooks and/or books that are Available Now (instead of those you would have to put on Hold). You can also click the star to Favorite a category.

5. Once you find an e-book or e-audiobook that you want to borrow, click on the cover of the book. and then click the green Borrow button. E-audiobooks will have headphones in the corner of the cover.



6. Click the blue Read button for an e-book or Listen for an e-audiobook. You can then read or listen to the book on your Chromebook.



7. You can access your checked-out e-books and e-audiobooks by clicking on My Books.

